



The standards stay the same, but  
innovation never ends...







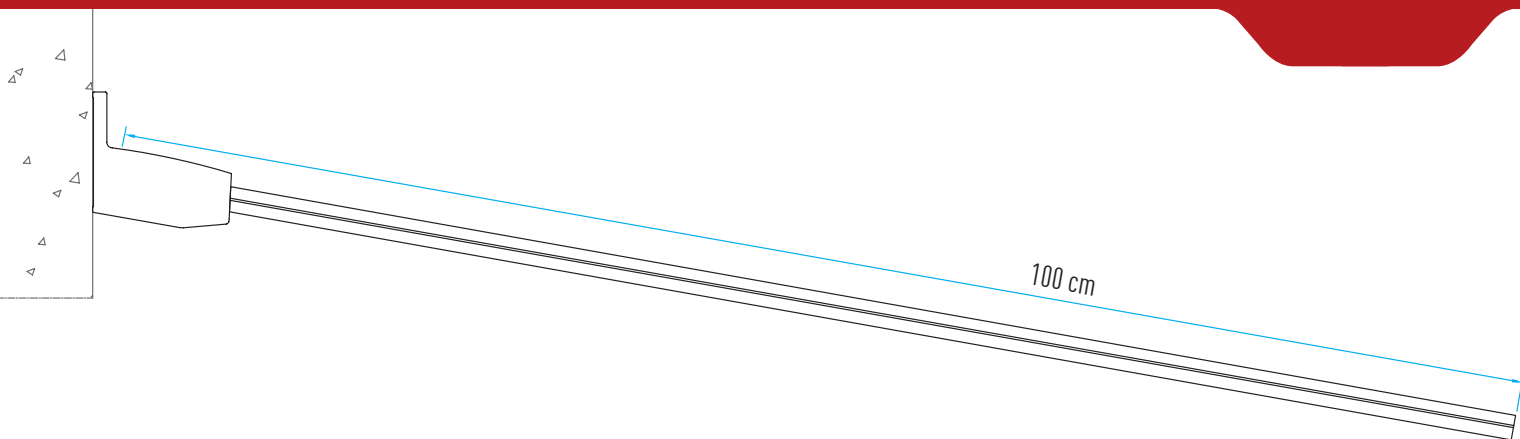
- Aesthetic View
- Connector Rods are not required
- Easy Assembly
- Proper for 17,52 mm glass
- Numerous profiles can be mounted in series



This complements and enhances the design of any building. Self supporting aluminium profile, holds the glass with a special fitting which comes with profile. Connector rods are not required and you can install numerous profiles to extend the canopy in desired length.

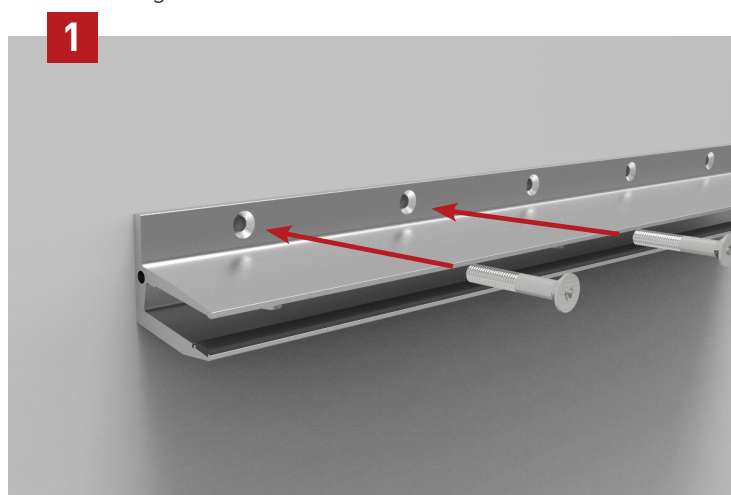







Code	N100-100	N100-140	N100-160	N100-180	N100-200	N100-300
Length	100 cm	140 cm	160 cm	180 cm	200 cm	300 cm
Prefabricated	✓	✓	✓	✓	✓	✓
Finish	Natural Anodized & Powder C.	Natural Anodized & Powder C.	Natural Anodized & Powder C.	Natural Anodized & Powder C.	Natural Anodized & Powder C.	Natural Anodized & Powder C.
Glass Stoppers & Acc.	Included	Included	Included	Included	Included	Included
Glass Thickness	8+8 (17,52 mm)	8+8 (17,52 mm)	8+8 (17,52 mm)	8+8 (17,52 mm)	8+8 (17,52 mm)	8+8 (17,52 mm)
Glass Type	Heat Strengthened/Tempered	Heat Strengthened/Tempered	Heat Strengthened/Tempered	Heat Strengthened/Tempered	Heat Strengthened/Tempered	Heat Strengthened/Tempered
Glass Interlayer	SGP	SGP	SGP	SGP	SGP	SGP


Mount the aluminium profile with appropriate fastening material to the wall.



Fit the edge protection rubber onto the glass and then insert the glass into the aluminium profile.



Align the glass panel and secure it with glass fixings.



Place the endcaps on the profile and secure them with screws.

